

City of Garden City

FY2023 Proposed Budget



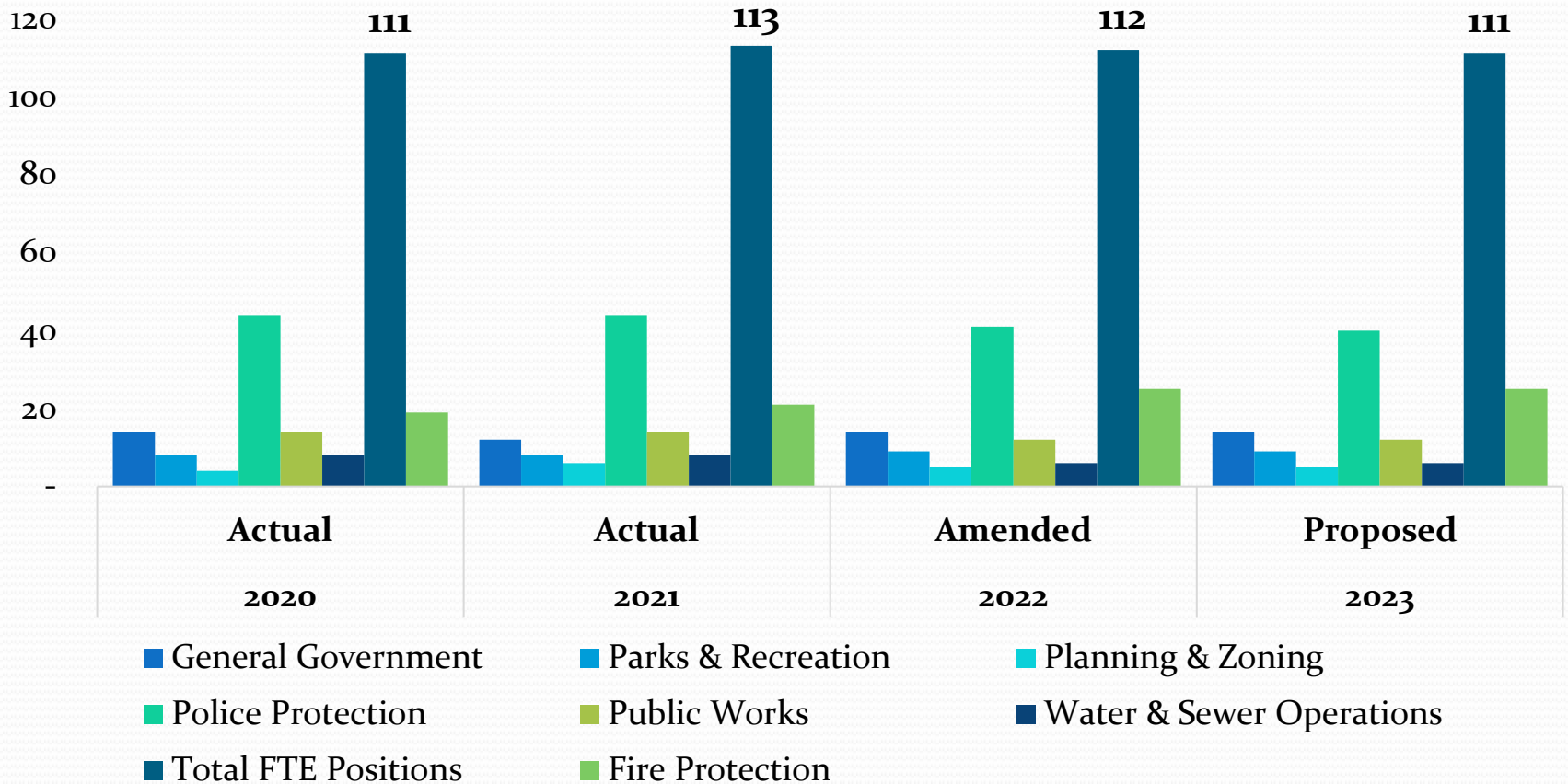
Presentation & Public Comment
November 7, 2022

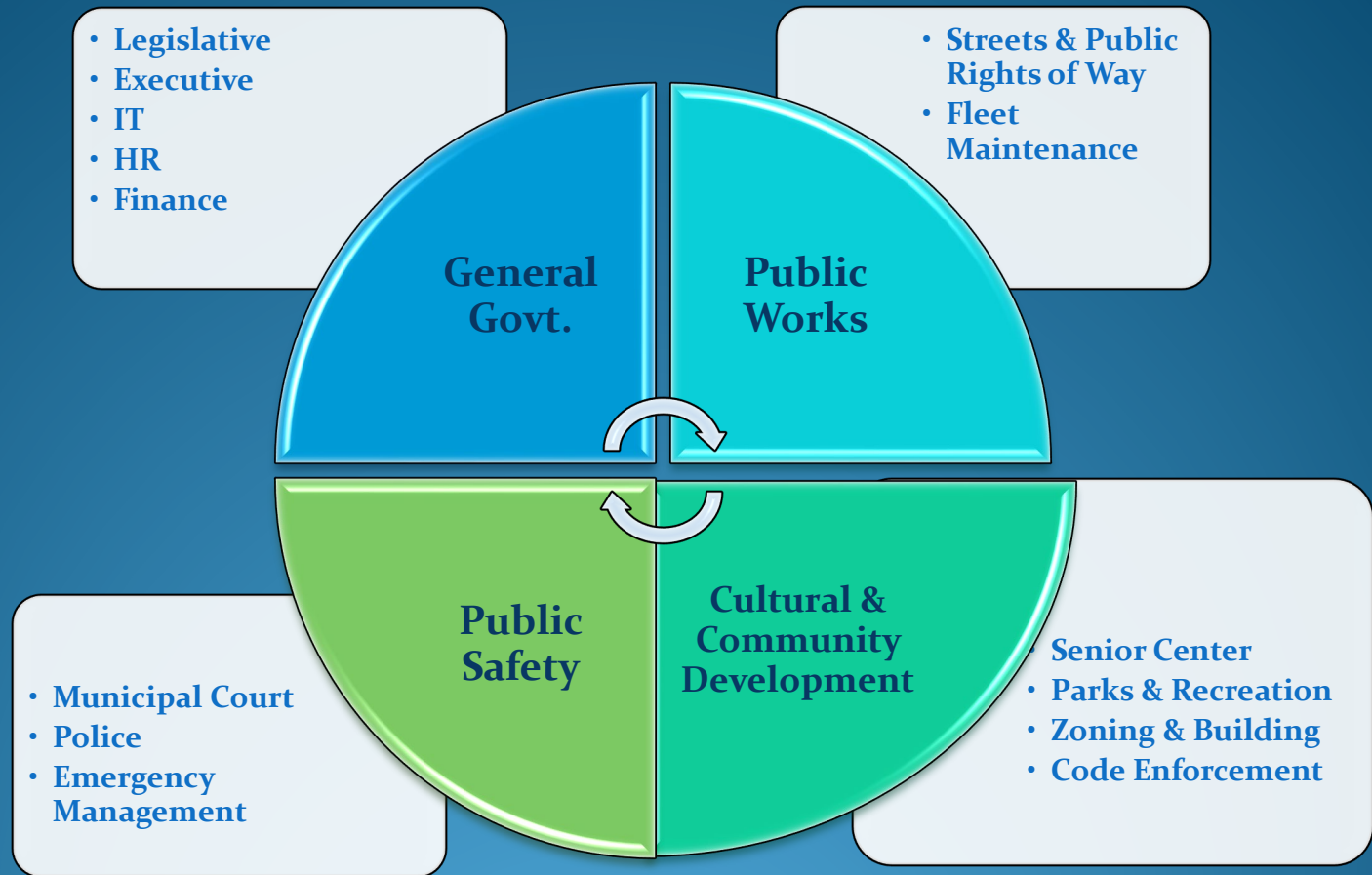
STAFFING LEVEL OVERVIEW

FISCAL YEAR 2023

FY23 Citywide Staffing Level

FY23 Citywide Budgeted FTE Positions





General Fund Budget Overview

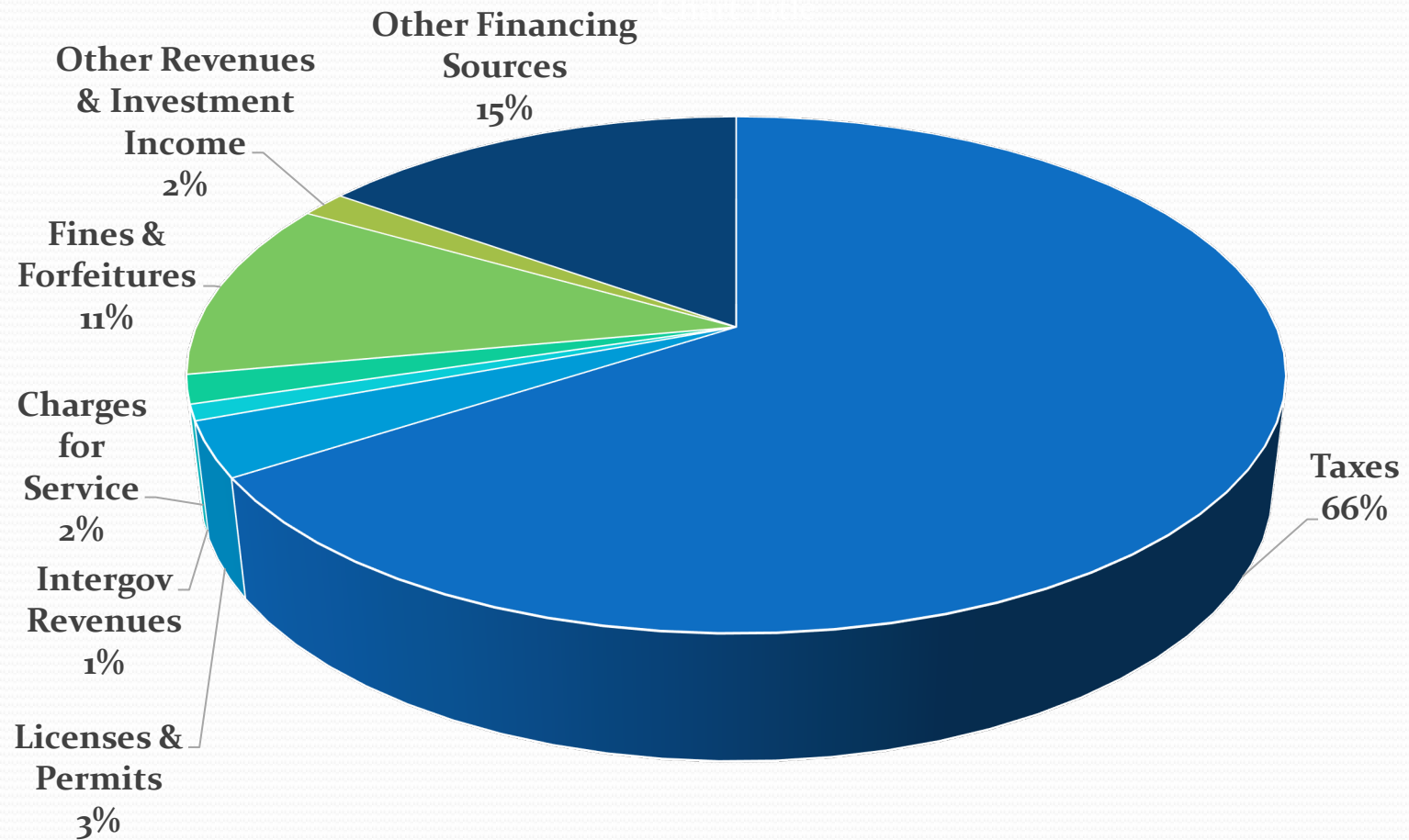
Fiscal Year 2023

FY23 Projected General Fund Revenues

GENERAL FUND REVENUE			
Revenue Category	2022 Adopted	2023 Projected	% Change
Taxes	7,210,218	7,308,196	
Licenses & Permits	365,500	380,000	
Intergovernmental Revenues	95,000	110,000	
Charges for Service	186,600	199,100	
Fines & Forfeitures	1,118,688	1,243,000	
Investment Income	20,000	30,000	
Other Sundry Revenues	185,000	148,500	
Other Financing Sources	1,898,495	1,672,100	
Total Projected General Fund Revenue	11,079,501	11,090,896	0%

FY23 General Fund Revenues

(projected by source)

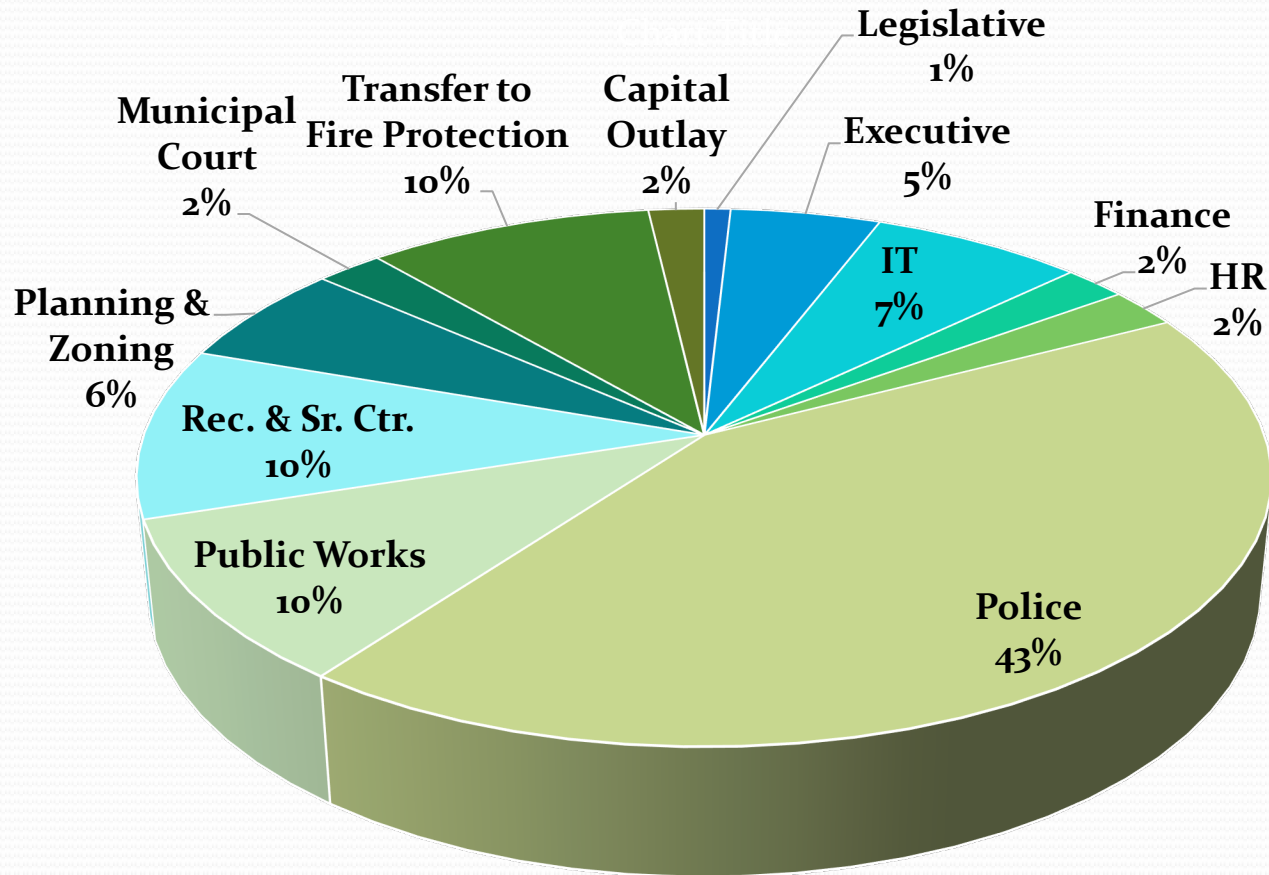


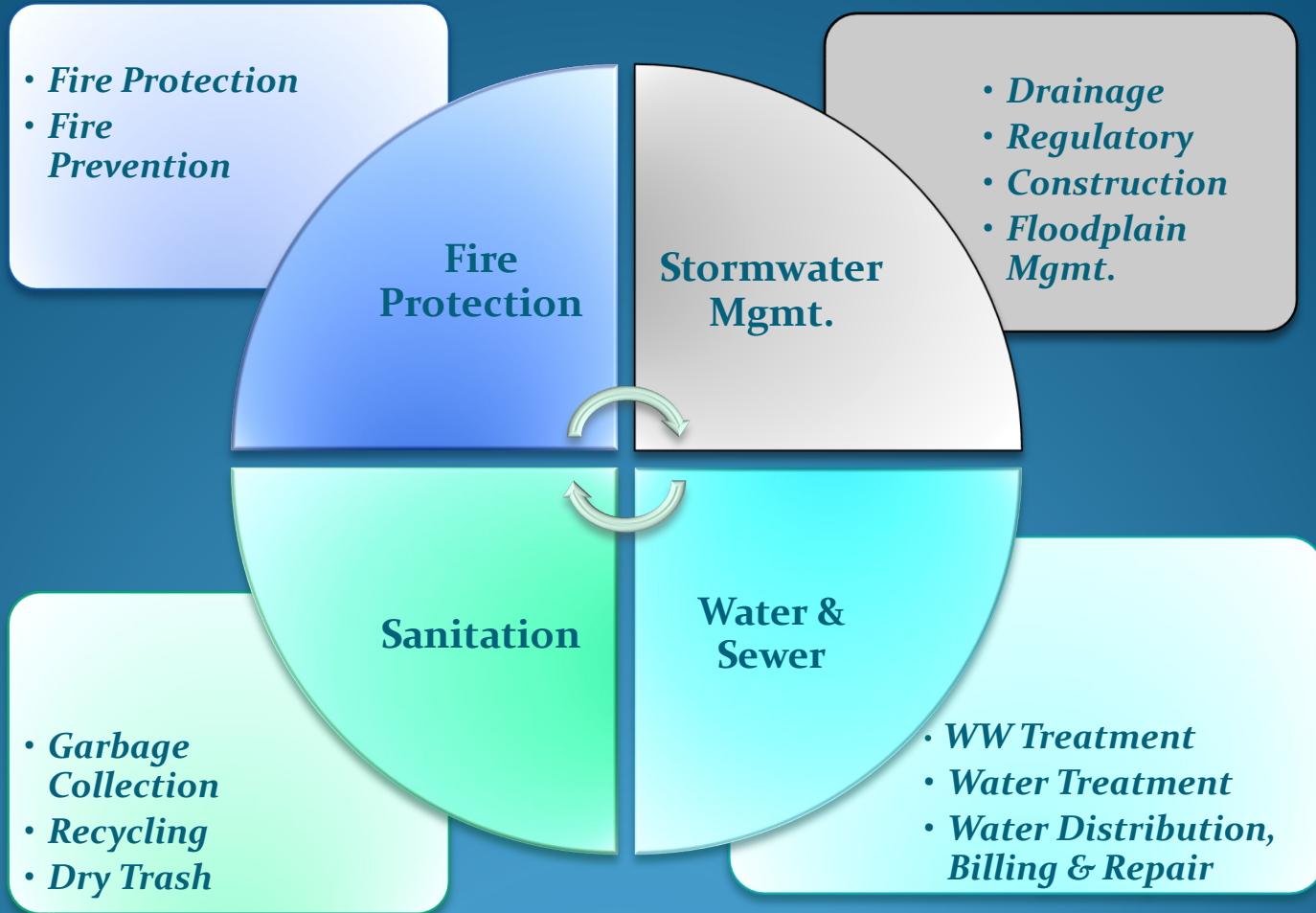
FY23 General Fund Budget

GENERAL FUND EXPENDITURES			
Expenditure Category	2022 Adopted	2023 Proposed	% Change
Legislative	96,100	113,600	
Executive	459,727	550,975	
Information Technology	999,725	781,553	
Finance	163,065	231,665	
Human Resources	238,698	261,258	
Municipal Court	244,208	246,250	
Police	4,394,380	4,734,645	
Emergency Management	11,500	11,500	
Public Works	1,170,601	1,091,050	
Senior Center	264,000	221,000	
Parks & Recreation	949,764	942,800	
Planning & Zoning	731,739	675,000	
Operating & Capital Expenditures Total	9,723,507	10,040,896	
Transfer Out to Fire Protection Fund Total	1,355,994	1,050,000	
General Fund Budget Total	11,079,501	11,090,896	0%

FY23 General Fund Expenditures

(by function)





Enterprise Funds Overview

Fiscal Year 2023

FY23 Fire Protection Fund Budget

FIRE PROTECTION FUND	2022	2023	%
Revenue Category	Adopted	Projected	Change
Total Fire Protection Fees	710,000	1,447,700	
Total Regulatory Fees	-	80,850	
Total Accident Recovery Fees	15,000	15,000	
Total Fire Line Fees	30,000	155,850	
Total Miscellaneous Revenues	1,500	6,500	
<i>Total Transfers In From SPLOST Fund</i>	<i>152,715</i>	<i>-</i>	
<i>Total Transfers In From General Fund</i>	<i>1,355,994</i>	<i>1,050,000</i>	
Total Revenue	2,265,209	2,755,900	22%
Expenditure Category	Adopted	Proposed	Change
Total Personnel Expenses	1,714,750	2,188,000	
Total Purchased & Contracted Expenses	234,444	368,000	
Total Supplies Expenses	152,800	184,900	
Total Miscellaneous Expenses	163,215	15,000	
Total Expenditures	2,265,209	2,755,900	22%

FY23 Stormwater Fund Budget

<u>STORMWATER FUND</u>	2022	2023	%
Revenue Category	Adopted	Projected	Change
NPDES Erosion Control Fee	3,000	1,173	
Total Stormwater Utility Fees	1,000,000	1,124,000	
Total Revenues	1,003,000	1,125,173	12%
Expenditure Category	Adopted	Proposed	Change
Total Personnel Expenses	516,289	587,000	
Total Purchased & Contracted Expenses	401,088	452,050	
Total Supplies Expenses	3,500	6,000	
Total Miscellaneous Expenses	82,123	80,123	
Total Capital Outlay Expenditures	0	0	
Total Expenditures	1,003,000	1,125,173	12%

FY23 Sanitation Fund Budget

<u>SANITATION FUND</u>	2022	2023	%
Revenue Category	Adopted	Projected	Change
Total Refuse Collection Charges	419,948	440,000	
Total Interest Revenue	12	10	
<i>Total Transfer In From Stormwater</i>	<i>30,000</i>	<i>30,000</i>	
Total Revenue	449,960	470,010	4%
Expenditure Category	Adopted	Proposed	Change
Total Contracts & Agreements	415,435	416,000	
Total Dry Trash Disposal Expenses	32,500	50,000	
Total Miscellaneous Expenses	2,025	4,010	
Total Expenditures	449,960	470,010	4%

FY23 Water/Sewer Enterprise Fund

Projected Revenues

WATER & SEWER FUND	2022	2023	%
Revenue Category	Adopted	Projected	Change
Total Water Revenues	1,670,000	1,755,000	
Total Sewer Revenues	2,570,000	2,660,000	
Administrative Fees	100,000	100,000	
Other Revenues & Penalties	180,000	125,000	
Investment Earnings	30,000	10,000	
Miscellaneous / Other Revenues	51,000	51,104	
W/S Operating Revenue Subtotal	4,601,000	4,701,104	
Developer's Construction Fee (<i>Prosperity W/S Project</i>)			
FEMA Reimbursement	467,000	-	
Revenue Total	5,068,000	4,701,104	-7%

FY23 Water/Sewer Enterprise Fund Budget Projected Expenditures

<u>Water & Sewer Fund</u>	2022	2023	%
Expenditure Category	Adopted	Proposed	Change
Total Wastewater Treatment Expenses	972,304	919,200	
Total Water Treatment Expenses	533,500	529,000	
Total W/S Billing, Distribution, Repair Expenses	1,530,768	1,473,700	
Total W/S Debt Service	761,494	679,204	
Operating Expenditures Subtotal	3,798,066	3,601,104	
<i>Total W/S Capital Improvement Projects</i>	<i>1,269,934</i>	<i>1,100,000</i>	
Expenditures Total	5,068,000	4,701,104	-7%

SPLOST FUND

Fiscal Year 2023

FY23 SPLOST Fund Budget

<u>SPLOST FUND</u>	2022	2023
Description	Adopted	Projected
SPLOST Revenue	2,000,000	2,095,936
Capital Lease Proceeds (PD Vehicles)	--	--
State Aid (LMIG)	100,000	100,000
Total Revenues	2,100,000	2,195,936
Expenditures	Adopted	Proposed
Town Center Development	114,614	--
Recreation Site Improvements	375,000	450,000
Recreation Building & Building Improvements	66,000	550,000
Public Works Street Paving & ROW Improvements	250,000	110,000
Garden City Fire Department Vehicles & Equipment	52,800	83,200
Garden City Police Department Vehicles & Equipment	323,500	300,000
City Hall Debt Service (FY20 - FY27)	661,094	659,398
GCPD – Debt Service (FY20 – FY23)	104,277	43,338
FY19 Pumper Trucks Debt Service (FY16 – FY22)	152,715	-
Total Expenditures	2,100,000	2,195,936

SPECIAL REVENUE FUNDS

Fiscal Year 2023

FY23 Confiscated Assets Fund

<u>Confiscated Assets Fund</u>	2023
Revenue Category	Projected
Cash Confiscation	3,500
Other Revenue	3,000
Total Revenue	6,500
Expenditure Category	Proposed
Dues & Fees	1,500
Supplies	2,000
Small Equipment	1,000
Canine Supplies	2,000
Total Expenditures	6,500

FY23 Hotel/Motel Tax Fund Budget

<u>Hotel/Motel Tax Fund</u>	
2023	
Description	Projected
Total Revenue	435,001
<u>Expenditures</u>	
	Proposed
Payments to Other Agencies (<i>Sav. Trade Ctr.</i>) (16.67%)	72,515
Transfers Out to General Fund (50%)	144,986
Payments to CVB (Convention Visitors Bureau) (33.33%)	217,500
Total Expenditures	435,001

FY23 ARPA Fund

American Rescue Plan Act

<u>ARPA Fund</u>	
2023	
Description	Proposed
Total Revenue	3,256,275
Total Expenditures	3,256,275



Questions/Discussion